

Wirelock (consists of channel and insert)

Most buildings come with enough *wirelock* to be installed on top of the **first and the last hoop**. Additional *wirelock* can be purchased to run along the side wall, or to be used to attach covering to the end framing or doors if desired.

The end wall tarp is sandwiched between channel and hoop, inserts hold the roof tarp)
Please see videos online for further clarification

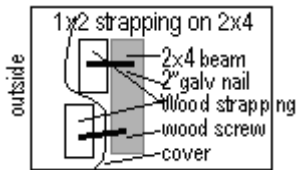
By installing the end channel and then removing it to install the end cover, your channel will be pre-bent and have the correct holes.

- Generally the *channel* is installed on the **top** of the end *hoop* with the open side UP
- The plain *channel* does not have a front or a back, it is symmetrical.
- Start at the bottom of the end hoop and work your way up, generally centered on the *hoop*
- Secure with #12 x 3/4" *speed screws* at 12" centers, (**small head screws give less wire interference**)
- Carefully line up the ends of consecutive pieces to **eliminate edges which can tear the cover**
- **Once you get to the top of the hoop, simply lean on the channel to bend it and then go down the other side**
- If you must cut at the top, wrap the ridge with duct tape to prevent cover tears
- You will need to cut the last piece of channel to make it fit
- If your structure is butted against a building it is easier to install the *channel* on the bottom of the hoop (please call for some additional instructions)

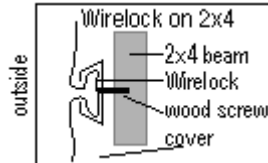


Side Wall Cover Fasteners (you have 3 choices)

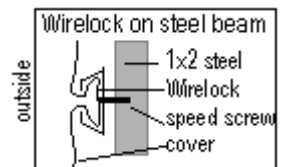
Notes: *Pipe Straps* are supplied when a structure has *roll-up side walls* and/or *anchor posts* options. When base board (wood or steel) is fastened with *pipe straps*, the base board should be pushed in so that it butts into the last hoop




Only *pipe straps* & fasteners are supplied. Nails and screws for strapping are not supplied. 2x4 Wood for the top of the *roll-up side* is adequate.



Pipe straps & fasteners and wood screws (12" centers) for the *wirelock* channel are supplied



All required materials & fasteners are supplied. Steel #14 screws & *wirelock* (#12 screws not recommended as the base when used with the *roll-up* option)



PLEASE NOTE: Any italicized words in this document are words that are listed in the glossary